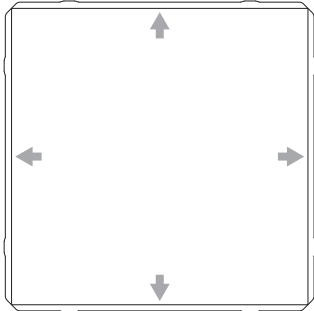




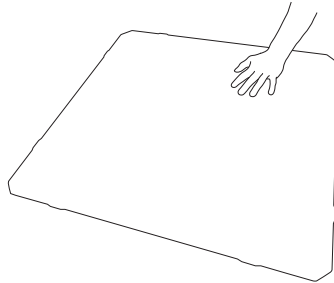
SQUARE FOLDSCAPES

1



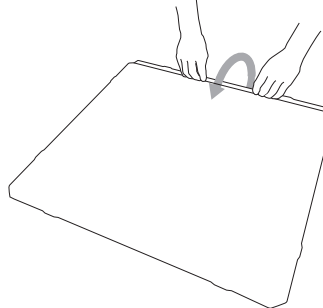
Take note of the cuts along the perimeter of the tile.

2



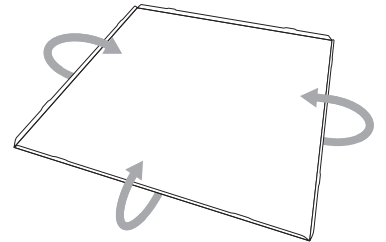
Place the tile on a clean, flat surface, white side down.

3



Gently fold the edge of the tile upwards so that when released, it stands vertically.

4



Fold the remaining three edges upwards so that they stand vertically.

5



Tile is ready to install!

Still have questions?
Drop us a line or give us a call:

Email: info@mioculture.com
US Toll Free: 1-888-563-3916
International: +1(215) 925-9359

MIO
1639 North Hancock Street
Philadelphia PA 19122

MIOCULTURE.COM



All trademarks, service marks and trade names (MIO, product names and the MIO logo) are owned and registered by MIO. All content including but not limited to text, designs, graphics, photos and all other content ("Content") is a collective work under the United States and other copyright laws and is the proprietary property of MIO. All rights reserved. ©2019 MIOIM LLC